

Storybook Plus v3



Overview for a Quick Start

Version 3 is a Work in Progress

some features are coming in future updates

(currently at version 3.1.0)

Storyboard Plus ≠ Video/Audio Player

(it's a web application that delivers multimedia contents)

Slide = Page

(like a page in a story book)

New Features

- Mobile Friendly Design
- Improved XML Structure
- User configurable video and audio player options for:
 - Captions
 - Playback Rate
 - Subtitles display
 - Auto-play
 - Volume Level
- Centralized Splash Screens
- Centralized Instructor Profiles
- Bundles and HTML page types
- Downloads integrated into splash screen and main control bar
- Replay button for video and audio player
- Captions enabled for all video and audio page types

New & Updated XML Structure

Storybook Settings

- Accent
- Slide Format
- Splash Format
- Analytics
- MathJAX
- XML Version

Project Setup

- Program Code
- Course Number
- Title
- Subtitle
- Length
- Author
- General Information

Page

- Transition

Quiz Multiple Choices

- Randomize

<![CDATA[...]]>

is optional

(but you should still use it outside of Storybook Plus XML)

Storybook Settings

Accent



```
<storybook accent="#7b3009" pageImgFormat="jpg" splashImgFormat="jpg" analytics="off" mathjax="off" xmlVersion="3.1">  
  <!-- All of Your Storybook XML -->  
</storybook>
```

- Used for the Start & Resume button color.
- May be used for other things in the future.
- Should be specified by your Storybook Theme.

Storybook Settings

Page Image Format



```
<storybook accent="#7b3009" pageImgFormat="jpg" splashImgFormat="jpg" analytics="off" mathjax="off" xmlVersion="3.1">  
  <!-- All of Your Storybook XML -->  
</storybook>
```

- The file format you are using for this presentation.
- Matches the file extension exactly.
- Most of the time this is jpg.

Storybook Settings

Splash Image Format



```
<storybook accent="#7b3009" pageImgFormat="jpg" splashImgFormat="jpg" analytics="off" mathjax="off" xmlVersion="3.1">  
  <!-- All of Your Storybook XML -->  
</storybook>
```

- The file format you are using for this presentation's splash screen.
- Matches the file extension exactly.
- Default to jpg.

Storybook Settings

Analytics



```
<storybook accent="#7b3009" pageImgFormat="jpg" splashImgFormat="jpg" analytics="off" mathjax="off" xmlVersion="3.1">  
  <!-- All of Your Storybook XML -->  
</storybook>
```

- Default to off unless instructed otherwise.
- Better analytics functionality is coming in future updates.

Storybook Settings

MathJAX




```
<storybook accent="#7b3009" pageImgFormat="jpg" splashImgFormat="jpg" analytics="off" mathjax="off" xmlVersion="3.1">  
  <!-- All of Your Storybook XML -->  
</storybook>
```

- Default to off but turn it on for math formula or equations.
- Require an active Internet connection for the script which is loaded from a CDN.

Storybook Settings

XML Version



```
<storybook accent="#7b3009" pageImgFormat="jpg" splashImgFormat="jpg" analytics="off" mathjax="off" xmlVersion="3.1">  
  <!-- All of Your Storybook XML -->  
</storybook>
```

- Version 3.1
- This will make future XML markup changes easier to implement.
- It's not expected to change anytime soon but new attributes and tags may be added.

Project Setup



```
<setup program="" course="">
  <title>BKN315 - Chocolate Chip Cookies</title>
  <subtitle>A Sample Storybook Plus Presentation</subtitle>
  <length>7 Minutes</length>
  <author name="Bryan Bortz"></author>
  <generalInfo>
    <p>This a sample Storybook Plus presentation on chocolate chip cookies.</p>
  </generalInfo>
</setup>
```

Program

- Program label

Examples:

- bsn
- ds
- smgt
- hwm
- himt

Project Setup



```
<setup program="" course="">
  <title>BKN315 - Chocolate Chip Cookies</title>
  <subtitle>A Sample Storybook Plus Presentation</subtitle>
  <length>7 Minutes</length>
  <author name="Bryan Bortz"></author>
  <generalInfo>
    <p>This a sample Storybook Plus presentation on chocolate chip cookies.</p>
  </generalInfo>
</setup>
```

Course

- Course number or name.
- Excludes program label

Examples:

- 700
- psas300
- workplace_writing
- mus273_r15
- 315_r16

Project Setup

```
<setup program="" course="">
<title>BKN315 - Chocolate Chip Cookies</title>
<subtitle>A Sample Storybook Plus Presentation</subtitle>
<length>7 Minutes</length>
<author name="Bryan Bortz"></author>
<generalInfo>
  <p>This a sample Storybook Plus presentation on chocolate chip cookies.</p>
</generalInfo>
</setup>
```

Title

- The title of the presentation.
- Unchanged from the previous SB+ version.

Examples:

- DS710 - Statistical Analysis
- HWM300: Healthy Heart
- Get to Know Your LMS

Project Setup

```
<setup program="" course="">
  <title>BKN315 - Chocolate Chip Cookies</title>
  <subtitle>A Sample Storybook Plus Presentation</subtitle>
  <length>7 Minutes</length>
  <author name="Bryan Bortz"></author>
  <generalInfo>
    <p>This a sample Storybook Plus presentation on chocolate chip cookies.</p>
  </generalInfo>
</setup>
```

Subtitle

- Supporting Information
- Subtitle / Part Label / Etc.

Examples:

Title: Big Lesson

Subtitle: Part 1

Title: Using R

Subtitle: Installation?

Project Setup

```
<setup program="" course="">
  <title>BKN315 - Chocolate Chip Cookies</title>
  <subtitle>A Sample Storybook Plus Presentation</subtitle>
  <length>7 Minutes</length>
  <author name="Bryan Bortz"></author>
  <generalInfo>
    <p>This a sample Storybook Plus presentation on chocolate chip cookies.</p>
  </generalInfo>
</setup>
```

Length

- The length of the presentation.
- Rounded to the whole minute.
- Number and Label are included.

25 Minutes

Project Setup

```
<setup program="" course="">
  <title>BKN315 - Chocolate Chip Cookies</title>
  <subtitle>A Sample Storybook Plus Presentation</subtitle>
  <length>7 Minutes</length>
  <author name="Bryan Bortz"></author>
  <generalInfo>
    <p>This a sample Storybook Plus presentation on chocolate chip cookies.</p>
  </generalInfo>
</setup>
```

Author

- Name should be without any titles, labels or punctuation.
- Author Bio is centralized.
- To override the centralized bio, enter one between the author tags.

Project Setup

```
<setup program="" course="">
  <title>BKN315 - Chocolate Chip Cookies</title>
  <subtitle>A Sample Storybook Plus Presentation</subtitle>
  <length>7 Minutes</length>
  <author name="Bryan Bortz"></author>
  <generalInfo>
    <p>This a sample Storybook Plus presentation on chocolate chip cookies.</p>
  </generalInfo>
</setup>
```

General Information

- Displayed in the menu of the Storybook Presentation.
- Intended for extra information about that specific project.
- Not the author bio.
- Not for instructional content.

Sections

```
<section title="Section 1">
```

```
  <page />
```

```
  <page />
```

```
  <page />
```

```
</section>
```

- Defaults to “Section #” when the title is unspecified.
- Must include opening and closing tag that surround all pages in that section.

Sections

```
<section title="Section 1">  
    <page />  
    <page />  
    <page />  
  
</section>
```

- You Must include at least one section tag set in your XML
- If only one section exists, it will not display in the presentation.

again

Slide = Page

Pages - Supported Types

- Image
- Image-audio
- Video
- Kaltura
- Youtube
- Vimeo
- Quiz
- Bundle
- HTML

```
<page type="" src="" title="">
```

```
</page>
```


Page Type: Image

```
<page type="image" src="slide01" title="Introduction">
```

```
</page>
```

- SRC = Image filename without extension
- Image stored in /assets/page/

Page Type: Image and Audio

```
<page type="image-audio" src="slide02" title="Objectives">
```

```
</page>
```

- SRC = Matching Image & Audio filename without extension
- Image stored in /assets/page/
- Audio stored in /assets/audio/
- Captions stored in /assets/audio/

Page Type: Video

```
<page type="video" src="slide02" title="Example Footage">
```

```
</page>
```

- SRC = Video filename without extension
- Video stored in /assets/video/
- Captions stored in /assets/video/

Page Type: Kaltura

```
<page type="kaltura" src="0_9cj1zy67" title="Interview with Bob Loblaw">
```

```
</page>
```

- SRC = Kaltura ID of the video
- Captions are stored with the video on Kaltura

<input type="checkbox"/>	Thumbnail	ID	Name
<input type="checkbox"/>		0_wj8exbz5	SMGT 315 - Mole Song

Page Type: YouTube

```
<page type="youtube" src="F0tDNXfMyD0" title="Bob Loblaw Law Blog 30 sec Spot">
```

```
</page>
```

- SRC = YouTube ID of the video
- Captions are stored with the video on YouTube

<https://www.youtube.com/watch?v=80YOKCOeNFc>

Page Type: Vimeo

```
<page type="vimeo" src="104892989" title="On Trend">
```

```
</page>
```

- SRC = Vimeo ID Number of the video
- Captions are stored with the video on Vimeo

<https://vimeo.com/150192017>

Page Type: Bundle

```
<page type="bundle" src="slide08" title="Bullet Bill Bullet Build">  
  
  <frame start="00:00"></frame>  
  <frame start="00:30"></frame>  
  <frame start="00:50"></frame>  
  <frame start="00:55"></frame>  
  
  <note />  
  
</page>
```

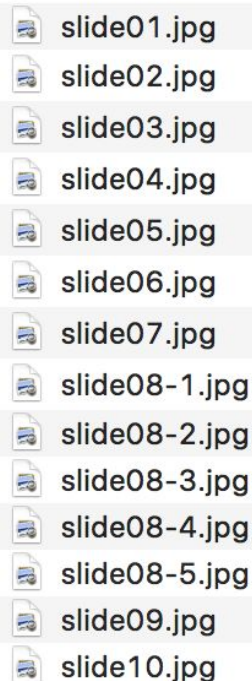
- Supports a set of timed images/frames
- Allows for easier to create bullet builds and diagram builds
- Not intended for “animation”
- Does not have a transition

Page Type: Bundle

```
<page type="bundle" src="slide08" title="Bullet Bill Bullet Build">  
  <frame start="00:00"></frame>  
  <frame start="00:30"></frame>  
  <frame start="00:50"></frame>  
  <frame start="00:55"></frame>  
  
  <note />  
  
</page>
```

- SRC = The base name of the image.
- Each frame is named “basename-1.jpg” for example:
 - slide08-1.jpg
 - slide08-2.jpg

/assets/page/

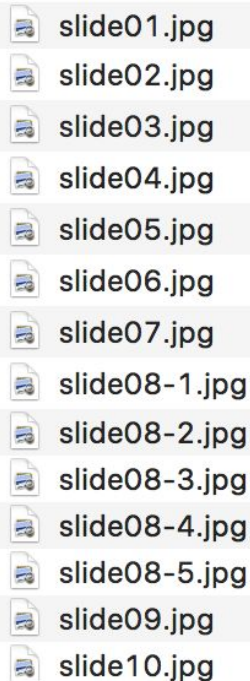


Page Type: Bundle

```
<page type="bundle" src="slide08" title="Bullet Bill Bullet Build">  
  <frame start="00:00"></frame>  
  <frame start="00:30"></frame>  
  <frame start="00:50"></frame>  
  <frame start="00:55"></frame>  
  
  <note />  
  
</page>
```

- Frames are stored next to normal pages in:
 - /assets/page/

/assets/page/



- slide01.jpg
- slide02.jpg
- slide03.jpg
- slide04.jpg
- slide05.jpg
- slide06.jpg
- slide07.jpg
- slide08-1.jpg
- slide08-2.jpg
- slide08-3.jpg
- slide08-4.jpg
- slide08-5.jpg
- slide09.jpg
- slide10.jpg

Page Type: Bundle

- Audio filename name matches the base name of the bundle.
- Captions filename uses the base name of the bundle.

Bundle Frames

/assets/page/

— slide08-1.jpg
— Slide08-2.jpg
— slide08-3.jpg

Audio

/assets/audio/

└─ slide08.mp3

Captions

/assets/audio/

└─ slide08.vtt

Page Type: Bundle

```
<page type="bundle" src="slide08" title="Bullet Bill Bullet Build">  
  <frame start="00:00"></frame>  
  <frame start="00:30"></frame>  
  <frame start="00:50"></frame>  
  <frame start="00:55"></frame>  
  
  <note />  
  
</page>
```



- Time is formatted in Minutes:Seconds
- Use Audition to find Timings
- Try to leave at least 4-8 seconds between frames when possible

Page Type: Bundle

Bundle Asset Creation

ds735_week2.pptx

slide01

slide02

slide03

slide04

slide05

slide06

slide07

ds735_week2-slide05.pptx

slide05-1

slide05-2

slide05-3

slide05-4

- Create the final frame of the page as a slide in the “main” PowerPoint file.
- Create the Frame Sequence in a separate PowerPoint File